

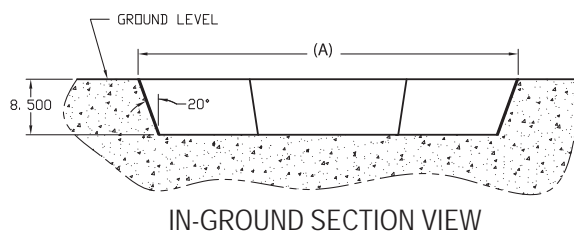
Model 800 Series Fire Ring

Best Fire Ring, Ever! and we mean it...

- 8-Sided Octagon, Heavy Gauge Steel
- Easy Install—Interlocking Design
- 8-1/2" Deep with 20° Angled Sides
- In-Ground or Surface Mount Installation
- Available in Four Size Widths
- Great for Year Round Enjoyment
- American-Made
- Economically Priced...

The model 860 is the ideal size for regular or large fires with family and friends. It also works great when it comes to burning brush during fall and spring clean-ups.

The models 848, 842 and 836 are ideally-suited fire rings for those who enjoy smaller fires and don't often or ever have brush to burn.



MODEL	(A) FIRE RING DIAMETER (NOMINAL)
860*	60" or 5 feet
848	48" or 4 feet
842	42" or 3-1/2" feet
836	36" or 3 feet



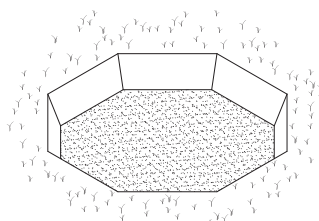
* highly recommended, most versatile model
— big fires, little fires, brush fires.

SVI and the 800 Series is your fired-up answer!

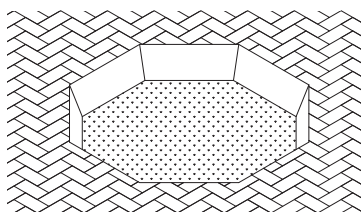
Best Fire Ring, Ever! Ideal installation is permanent in-ground. Dig a slightly oversize hole 8-1/2" to 9" deep. Install interlocking segments and using some of the soil removed, add back in around the sides. Mound the sides up so the soil will settle down flush in time. Take the remaining soil and fill in some low spots or spread evening in the yard. Done, you now have a neat flush fire ring installed right on your property. Light a fire and enjoy!

An installation alternative would be to install the 800 Series Fire Ring using the method above but slightly elevated or less deep in the ground. This way you can add bricks, pavers or even decorative stamped concrete around your Fire Ring. Create an awesome patio or seating area around your beautiful flush-mount recessed 800 Series Fire Ring that you will enjoy for years and years.

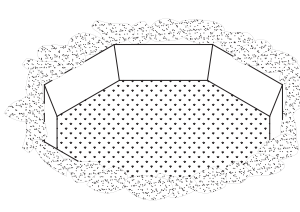
Any model 800 Series Fire Ring can also easily be surface mounted in minutes. Slip the interlocking pieces together, have a fire! Take it apart, put it away. Caution though, you will have charred the ground; the grass will eventually grow back. We recommend permanent in-ground flush-mount installations for optimum satisfaction.



RIGHT IN THE YARD
BORDERED BY GRASS



SURROUNDED WITH BRICK ON A PATIO
TO MAKE SOLID SEATING AREA



SURROUND WITH RIVER ROCKS
FOR AESTHETICS AND TO MAKE
IT STAND OUT

"Everyone who has seen mine wants one, so I am going to have two now. One in the yard near the pool house and one in the deep woods on a point where four trails and two ravines convene."

~ Doug in Illinois

Will not settle—tapered design keeps ring permanently in place.

...Endless Possibilities



SVI International, Inc.
BALTIMORE • CHICAGO • LOS ANGELES
155 Harvestore Drive • DeKalb, IL 60115

800-321-8173 • 815-748-0200

fax: 800-899-1784 • 815-748-0210

E-Mail: parts@sviintl.com

www.sviinternational.com