



KINGSTON

**SVI is a proud distributor of
Kingston Valves**

SAFETY VALVES

CHECK VALVES

FLOW CONTROL VALVES

LIFT / HOIST CONTROL VALVES

BALL VALVES



Since 1977

SVI is a large stocking distributor of Kingston Valves.

WE SHIP ACROSS THE USA & INTERNATIONALLY.

SVI International, Inc.

800-321-8173 • 815-748-0200

Main Office: 155 Harvestore Drive • DeKalb, IL 60115 USA



SAFETY VALVE INSTALLATION INSTRUCTIONS AND NOTES

The following information is of a general cautionary nature only. For specific information consult the appropriate design data and local and industry codes. SVI assumes no responsibility beyond its stated warranties. It is essential to the proper operation of safety valves that cleanliness be observed in storage, handling, and installation. Each valve should be stored under cover so that foreign matter will not enter the valve or lodge in the inlet or outlet ports. Inspect each valve before installation and make sure that it is clean. Foreign matter can be carried into or through the valve during operation, which may damage the seat, resulting in leakage. Prior to installation of the valve, clean the piping of all foreign matter.

Valves should be mounted vertically. Horizontal mounting could affect the alignment of the moving parts and affect the operation of the valve. If vertical mounting is not possible please consult the factory. The valve should be installed in a location that will not direct the discharge at personnel traffic areas. Mount the valve in a location that will subject it to the least vibration possible. Severe vibration can affect the valve sealing and possibly damage the valve. Valves subject to vibration should be set at as high a pressure over the system operating pressure as is practical to avoid premature opening, this is particularly important when the valve is to be used with engine driven system.

Care should be taken not to damage or distort the valve during installation. Use only the wrench flats closest to the bottom of the valve during installation and use the proper size wrench to avoid damage to the surface of the valve and to prevent distortion which can interfere with the valve operation or may alter the set pressure.

Normal installations require that valves be set a minimum of 5 P.S.I. or 10%, whichever is higher, over the operating pressure of the system. When checking the pressure setting of a valve use a test gauge of known accuracy. The first "pop" of a valve can vary considerably from the set pressure. The valve should be operated several times prior to taking a pressure reading. The set pressure can deviate from the marked pressure by plus or minus 2 P.S.I. at settings below 70 P.S.I. and plus or minus 3% at settings of 70 P.S.I. and above.

If a valve is discovered to be leaking it can often be cleared by manually operating the valve or by connecting the valve to a pressure that will cause it to operate. Please note that valves with metal to metal seats are not absolutely "bubble tight" and they will allow a pressure loss over a period of time. Commercial seat tightness is defined by API Standard 527 which is used as a leakage criteria. If a valve has a leak it should be replaced as leaks are self propagating.

Safety relief valves must be inspected and tested for operation periodically. It is the users responsibility to determine the frequency of inspection as he is the only party familiar with the operating conditions and the relative hazards of an inoperative valve. It is recommended that at the very least each valve should be inspected semi-annually. Local ordinances may require more frequent inspection. Testing should be done by operating the valve either through the use of the operating device on the valve or if it does not have an operating device it should be connected to a source of pressure that will cause it to operate.

The capacity of a valve should be selected to be over the maximum capacity of the combined sources of air supply, it should also be noted that the capacity should not be over 150% of the supply as the valve may "chatter" when it discharges. Each installation must be properly engineered and flow piping should be sized with reference to establish criteria such as the pressure piping code and ASME Pressure Vessel design data or any applicable design criteria for specific usage. When designing system protection for extreme high or low temperatures or use with gasses other than air consult the factory.

Valves that are capacity certified by the ASME are factory sealed. Tampering, altering, or adjustment of these valves voids any warranty and liability of the manufacturer. Repairs or resetting will be made only by the factory. Please contact the factory prior to returning any valve for service and securely package valves for shipping. End use of these air system products is the sole responsibility of the user.

We hope the foregoing information is useful and if there are any questions about valve usage or installation please contact us and we will be pleased to provide any assistance that we can.

A.S.M.E. NATIONAL BOARD CERTIFIED SAFETY VALVES

ASME Code Section VIII, Division I, National Board Certified Safety Valves are designed to protect un-fired pressure vessels from over pressure. Care must be taken to properly size each valve to meet the operating conditions of the system on which it is to be installed. Major considerations are: compressor capacity, operating pressure, temperature, tank design, environmental conditions and potential hazards.

When Ordering, Specify:

- (1) Quantity (2) FK-Number
(3) Size (4) PSI

High Capacity Flow Rates



KSV SERIES Low Profile Safety Valve is precision machined valve with a soft seat and designed to API 527 Seat Tightness Standard. Compact in size yet providing high flow capacities, the KSV series valves have been designed with the small air system in mind. All Brass construction or Stainless Steel Construction and a resilient silicone disc provides a bubble-tight seal below reseating pressure. Bodies are stamped with both the UV and NB symbols. Maximum temperature 250°F / Stainless Steel Springs Affording Maximum Temperature 400°F

Applications: Compressed Air Systems, Automotive, Fire Protection Equipment, Food & Beverage Dispensing, Process Control Equipment

Silicone Disc Standard

Optional Special Features: Contact SVI—EPDM Disc, FKM, Fluoroelastomer Disc, O₂ Cleaning, Steam, Thread Sealant

Choose Brass or Stainless Steel Construction—Part numbers listed below are for brass construction.

SVI Part # *	Inlet Size (NPT)	Orifice Area	NB Rated Slope	Dimension Height (A)	Dimension Hex (B)	Shipping Weight	Set PSI (increments of 5)	Material*
FK-KSV10-1	1/8"	0.019 in ²	0.283 SCFM/PSIA	1.51"	0.562"	0.9 oz.	20 to 300 psi	Brass
FK-KSV10-2	1/4"	0.019 in ²	0.283 SCFM/PSIA	1.62"	0.562"	1.2 oz.	20 to 300 psi	Brass
FK-KSV25-1	1/8"	0.049 in ²	0.726 SCFM/PSIA	1.89"	0.687"	1.4 oz.	20 to 450 psi	Brass
FK-KSV25-2	1/4"	0.049 in ²	0.726 SCFM/PSIA	2.01"	0.687"	1.8 oz.	20 to 450 psi	Brass
FK-KSV25-3	3/8"	0.049 in ²	0.726 SCFM/PSIA	2.01"	0.687"	1.8 oz.	20 to 450 psi	Brass
FK-KSV30-4	1/2"	0.145 in ²	1.90 SCFM/PSIA	2.71"	0.875"	0.27 lb.	20 to 300 psi	Brass
FK-KSV35-4	1/2"	0.233 in ²	1.90 SCFM/PSIA	3.66"	1.060"	0.61 lb.	20 to 300 psi	Brass
FK-KSV35-5	3/4"	0.233 in ²	3.40 SCFM/PSIA	3.66"	1.060"	0.61 lb.	20 to 300 psi	Brass
FK-KSV40-6	1"	0.478 in ²	0.283 SCFM/PSIA	4.66"	1.625"	1.5 lb.	20 to 300 psi	Brass
FK-KSV40-7	1-1/4"	0.478 in ²	0.283 SCFM/PSIA	4.66"	1.625"	1.5 lb.	20 to 300 psi	Brass

*For Stainless Steel, add "CR" before suffix in part number. Example part number: "FK-KSV10-**CR**-1"

A.S.M.E. NATIONAL BOARD CERTIFIED SAFETY VALVES

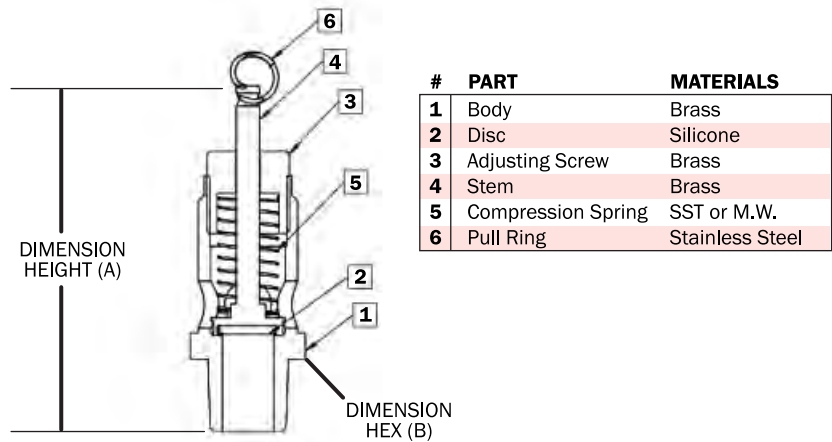
KSV

SOFT SEAT

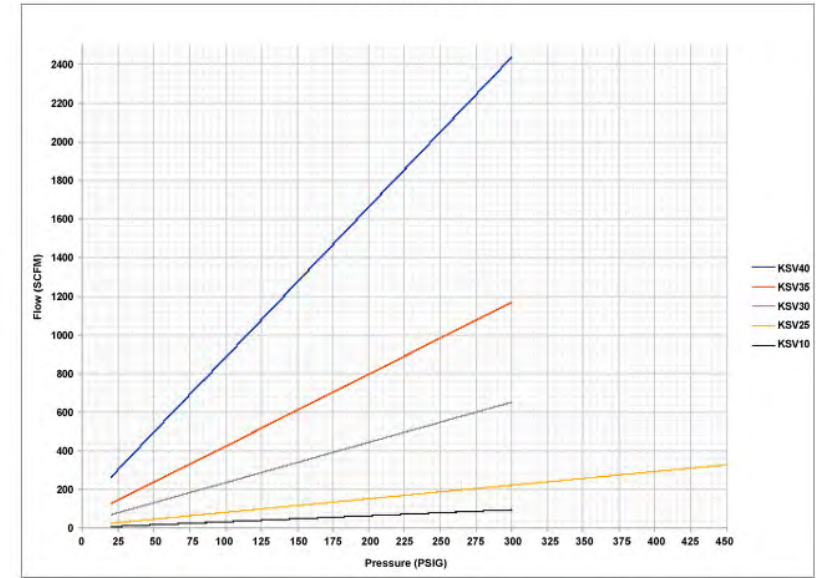


Choose Brass or Stainless Steel Construction!

Sizes Available from 1/8" to 1-1/4" NPT (BSPP and BSPT upon request)



KSV Flow Chart



SET PRESSURE & FLOW (SCFM)					
PSI	KSV10	KSV25*	KSV30	KSV35	KSV40
20	10	27	71	128	266
25	12	31	81	145	301
30	13	34	90	162	337
35	15	38	101	180	376
40	16	42	111	199	415
45	18	46	121	218	453
50	19	50	132	236	492
55	21	54	142	255	531
60	22	58	153	274	570
65	24	62	163	293	609
70	25	66	174	311	648
75	27	70	184	330	687
80	29	74	195	349	726
85	30	78	205	367	764
90	32	82	216	386	803
95	33	86	226	405	842
100	35	90	236	423	881
105	36	94	247	442	920
110	38	98	257	461	959
115	39	102	268	480	998
120	41	106	278	498	1037
125	43	110	289	517	1076
130	44	114	299	536	1114
135	46	118	310	554	1153
140	47	122	320	573	1192
145	49	126	330	592	1231
150	50	130	341	610	1270
155	52	134	351	629	1309
160	53	138	362	648	1348
165	55	142	372	667	1387
170	57	146	383	685	1426
175	58	150	393	704	1464
180	60	154	404	723	1503
185	61	158	414	741	1542
190	63	162	425	760	1581
195	64	166	435	779	1620
200	66	170	445	797	1659
205	67	174	456	816	1698
210	69	178	466	835	1737
215	71	182	477	854	1775
220	72	186	487	872	1814
225	74	190	498	891	1853
230	75	194	508	910	1892
235	77	198	519	928	1931
240	78	202	529	947	1970
245	80	206	539	966	2009
250	81	210	550	984	2048
255	83	214	560	1003	2087
260	85	218	571	1022	2125
265	86	222	581	1041	2164
270	88	226	592	1059	2203
275	89	230	602	1078	2242
280	91	234	613	1097	2281
285	92	238	623	1115	2320
290	94	242	634	1134	2359
295	95	246	644	1153	2398
300	97	250	654	1171	2437

*For Higher KSV25 Pressure Settings, Contact SVI 800-321-8173

A.S.M.E. NATIONAL BOARD CERTIFIED SAFETY VALVES

ASME Code, National Board Certified Safety Valves are designed to protect un-fired pressure vessels from over pressure. Care must be taken to properly size each valve to meet the operating conditions of the system on which it is to be installed. Major considerations are: compressor capacity, operating pressure, temperature, tank design, environmental conditions and potential hazards.

When Ordering, Specify:

(1) Quantity (2) FK-Number
(3) Size (4) PSI



FK-110C

FK-110C 1/4" & 3/8" MPT. High Pressure Safety Valve, precision machined valve with a hard seat. Construction is of cast brass alloy body, machined brass stem with stainless steel ball, seated on a stainless steel base. Equipped with a protective stem cover and manual test lever. Approved in Massachusetts and Washington D.C. Canadian registration. Set pressure range 25 to 600 psi (5 psi increments only). Maximum temperature 400°F

Applications: Compressed Air Systems

FK-112CSS



112 SERIES Pull Ring for manual testing. Approved in Massachusetts and Washington D.C., and is stamped with UV and NB symbols. Canadian Registration. 1/4", 3/8", and 1/2" MPT sizes.

Applications: Compressed Air Systems, Steam Applications; And Stainless Steel Applications (FK-112CR version)

Set pressure range 25 to 300 psi (5 psi increments only).
Maximum temperature 400° F

Choose from material options below.

FK-112CSS All brass construction with stainless steel ball on a precision machined brass seat

FK-112CSSEN Nickel Plated Safety Valve

FK-112CR All Stainless Steel Construction



A.S.M.E. NATIONAL BOARD CERTIFIED SAFETY VALVES

ASME Code, National Board Certified Safety Valves are designed to protect un-fired pressure vessels from over pressure. Care must be taken to properly size each valve to meet the operating conditions of the system on which it is to be installed. Major considerations are: compressor capacity, operating pressure, temperature, tank design, environmental conditions and potential hazards.

FK-114 1/4", 3/8", 1/2", 3/4" & 1" MPT. Construction is brass with a Viton seat for maximum seal tightness through the pressure range. Equipped with a protective stem cover and manual test lever. Approved in Massachusetts and Washington D.C. Canadian Registration. Maximum temperature 400° F.

Pressure settings: 1/4" size 25 to 300 PSIG,
3/8" and 1/2", 25 to 275 PSIG,
3/4 and 1", 25 to 250 PSIG.

Applications: Compressed Air Systems

FK-115 1/4", 3/8" & 1/2" only. Construction and performance the same as FK-114, with exception of having a pull ring for manual testing. Canadian Registration.

Applications: Compressed Air Systems

FK-118CSS 1/4", 1/2" 3/4" & 1" MPT. High capacity design. Precision machined brass valve with a hard seat. It features a stainless steel ball for durability and a pull ring for manual testing. Designed to flow extremely high volumes.

Internal construction and performance are the same as Model FK-119CSS differing only by the pull ring used for manual testing. Approved in Massachusetts and Washington DC and is stamped with UV & NB symbols. Registered in all Canadian provinces and territories. Set pressure range 25 to 300 psi (5 psi increments only). Maximum temperature 400°F

Applications: Compressed Air Systems

FK-119CSS 1/4", 3/8", 1/2", 3/4" & 1" MPT. High capacity design, the same performance and basic design as FK-118CSS, with the exception of the lever for manual testing, and a protective cap over the valve stem. Approved in Massachusetts and Washington D.C. Canadian Registration.

Applications: Compressed Air Systems

FK-114



FK-115



FK-118CSS



FK-119CSS

When Ordering, Specify:

- (1) Quantity (2) FK-Number
(3) Size (4) PSI

BRONZE-BRASS NON-CODE POP SAFETY VALVES

Non-Code Safety Valves are designed for compressed air applications, where protection is needed from over pressure conditions on un-fired pressure vessels or systems. Construction is of brass with resilient or metal to metal seating; carbon steel, cadmium plated or stainless steel springs. All products are manufactured under a quality control system approved by The National Board of Boiler and Pressure Vessel Inspectors. (A.S.M.E.).

Non-Code Safety Valves are adjustable, within the limitation of the spring supplied. Care must be taken to properly size each valve to meet the operating conditions of the system. **Major considerations are: system capacity, in cubic feet of air per minute (CFM), operating pressure, temperature, environmental conditions and potential hazards.**

When Ordering, Specify:

- (1) Quantity (2) FK-Number
(3) Size (4) PSI

FK-100



FK-111X



FK-100SS Sizes 1/8", 1/4" and 1/2" MPT only. Pop style Safety Valve. Pressure settings on the 1/8", 5 to 100 PSIG. On sizes 1/4", 3/8" and 1/2", 2 to 300 PSIG. Stainless Steel ball on a brass seat. Crisp popping action at all settings. This model has been in production for almost one hundred years and has proved to be both durable and reliable. Maximum temperature -20 to 400°F

Applications: Compressed Air Systems

FK-101A Sizes 1/8" and 1/4" MPT only. Pop style Safety Valve with Silicone disc on brass seat. Crisp popping at all settings. Set pressure range 5 to 205 psi (5 psi increments only). Min/Max temperature -40 to 400°F

Applications: Compressed Air Systems

FK-111X Cryogenic Safety Valve (for low temperatures) is a pop-style valve precision machined from brass and feature a stainless steel spring and ball on a Teflon O-ring seat. Cleaned and individually bagged for oxygen service upon request. FK-111X is designed for gaseous cryogenic service. Set pressure range 5 to 400 psi (5 psi increments only). Maximum temperature -250°F to 350°F

Applications: Compressed Air Systems, Cryogenic

Don't see the valves you're looking for?

Call today 800-321-8173. Most likely we already offer it. If not, we will get it.

BRONZE-BRASS NON-CODE POP SAFETY VALVES

FK-125SS 1/8" and 1/4". Precision machined with hard seat. Pop style, constructed of brass with a stainless steel ball on brass seating. Set pressure range 5 to 300 psi (5 psi increments only) Maximum temperature 400°F.

Applications: Compressed Air Systems

FK-128A 1/8" and 1/4" MPT only. Pop style. Pressure settings on the 1/8" valve: 5 to 100 PSIG and on the 1/4" valve: 5 to 300 PSIG. Buna-N Disc on brass seating. Options available, Silicone and Viton (FK-128AF). For heat resistance.

FK-128AT With Toggle. Pull ring Option (FK-128AP) Available. Set pressure range for 1/4" valve: 5 to 300 psi (5 psi increments only). Maximum temperature -40°F to 225°F

Applications: Compressed Air Systems

FK-130 1/8" and 1/4" only. Same basic configuration as the 128A, but a Relief style. Valve releases pressure evenly and without popping action. Constructed of brass with Buna-N disc. Silicon and Viton disc options available. Toggles or Pull rings, not available. Set pressure range for 1/8" valve: 2 to 115 psi, and for 1/4" valve: 2-300 psi (5 psi increments only). Maximum temperature -40°F to 225°F

Applications: Compressed Air Systems

FK-125SS



FK-128A



FK-130



SIDE OUTLET RELIEF VALVES

FK-103 Heavy Duty Side Outlet Relief Valve is manufactured from cast brass and features a brass inlet and stem. This heavy duty hard seated valve is designed for harsh environments requiring a durable valve with a side outlet that allows for closed system integration. Well suited as a pump unloader in pressurized liquid systems. The FK-103 is a liquid only relief valve. Set pressure range 5 to 300 psi (5 psi increments only). Maximum temperature 250°F

FK-103

FK-103SS Hard Seated Side Outlet Relief Valve is manufactured from cast brass and features a brass inlet and stainless steel ball. This hard seated valve is designed for harsh environments requiring a durable valve with a side outlet that allows for closed system integration. Well suited as a pump unloader in pressurized liquid systems. The FK-103SS is primarily a liquid relief valve that can also be used in some non-code, air applications. Set pressure range 5 to 500 psi (5 psi increments only). Maximum temperature 250°F

FK-103D-2 High Pressure Side Outlet Relief Valve is manufactured from cast brass and features a stainless steel inlet and ball. This versatile hard seat valve is designed for high pressure environments with a side outlet that allows for closed system integration. Well suited as a pump unloader in pressurized liquid systems. Available only in 1/4 inch NPT, the FK-103D is primarily a liquid relief valve that can also be used in some non-code, air applications. Set pressure range 10 to 1000 psi (5 psi increments only). Maximum temperature 250°F

FK-103D-2

FK-103H-2 Soft Seated Side Outlet Relief Valve is manufactured from cast brass and features a brass inlet and Viton Disc. This soft seated valve is designed for environments requiring a 'bubble-tight' seal with a side outlet that allows for closed system integration. Well suited as a pump unloader in pressurized liquid systems. Available only in 1/4 inch NPT, the FK-103H Soft Seated Side Outlet Relief Valve is primarily a liquid relief valve that can also be used in some non-code, air applications. Set pressure range 5 to 500 psi (5 psi increments only). Maximum temperature 250°F

**When Ordering,
Specify:**
(1) Quantity
(2) FK-Number
(3) Size
(4) PSI

FK-103 Series Applications: Car Wash Systems, Carpet Cleaning, Compressed Air Systems, and Pressure Washing

FK-120 Heavy Duty Side Outlet Relief Valve is manufactured from cast brass and features a brass inlet and stem. This heavy duty soft seated valve is designed for harsh environments requiring a durable valve with a side outlet that allows for closed system integration. Well suited as a pump un-loader in pressurized liquid systems. The FK-120 Heavy Duty Side Outlet Relief Valve is a liquid only relief valve. Set pressure range 10 to 300 psi (5 psi increments only) Maximum temperature 250°F

Applications: Car Wash Systems, Carpet Cleaning, Compressed Air Systems, and Pressure Washing

FK-120

**FK-710**

Kingston Valve 710

Side Outlet Safety Relief Valve

The Kingston Model 710 Safety Relief Valve is a versatile valve ideal for use in a wide range of industrial applications. Its high flow capacities are achieved through full-lift performance design giving the Model 710 a flow advantage against comparable valves.

The Model 710s fully guided stem design providing superior re-seating accuracy makes it a cost-effective alternative. Its fixed, optimized blowdown gives the model 710 consistency in the volume of media discharge on relief.

FEATURES:

- Integrated Hard Stop
- Fully Guided Re-Seating
- API 527 Seat Tightness
- Fixed Blowdown of 20%
- High Capacity Full Lift Design

OPTIONS:

- Closed Cap (left image) or
- Open Cap/Lever (right image)
- Registered in All Canadian Provinces
- ASME Div. I Sec. VIII Code Air/Gas: 15 to 400 psig
- ASME Div. I Sec. VIII Code Steam: 15 to 250 psig

APPLICATIONS:

- Compressors & Dryers
- Steam Systems
- Pressure Accumulation Tanks
- Industrial, Chemical &
- Power Plant Infrastructure
- Piping Systems & Auxiliary Support Skids

IN-TANK CHECK VALVES

In-tank check valves screw directly into the receiver and are attached to the compressor's discharge line at their inlet.



FK-234P1 Series
(with 2 ports)
Pictured

FK-234 Vertical In-Tank Check Valves screw directly into the receiver and are attached to the compressor's discharge line at their inlet. It is designed for use on the discharge line of lubricated or non-lubricated air compressors to prevent back flow from the air tank. The FK-234 Model Vertical In-Tank Check Valve is a premium quality check valve at an economical price. It is a one-piece brass body and features a glass-filled Teflon Disc for durability. 1/8" NPT sideport standard. See below for plugged and ported versions as well.

Applications: Air Compressors, Car Wash Systems

- For Non-Return Air Applications
- Maximum Temperature is -250°F to 400°F
- Maximum Operating Pressure is 400 PSIG
- Precision Machined with Teflon Seat
- High Flow Rates
- One Piece Construction
- Standard 1/8" NPT Sideport
- Plug Option Available, Add "P" to Part Number

Vertical In-Tank Check Valves with 1/8" port

FK-234-375-500	3/8" x 1/2"
FK-234-500-500	1/2" x 1/2"
FK-234-500-750	1/2" x 3/4"
FK-234-750-750	3/4" x 3/4"
FK-234-750-1000	3/4" x 1"
FK-234-1000-1000	1" x 1"
FK-234-1250-1250	1-1/4" x 1-1/4"

Vertical In-Tank Check Valves with PLUGGED port

FK-234P-375-500	3/8" x 1/2"
FK-234P-500-500	1/2" x 1/2"
FK-234P-500-750	1/2" x 3/4"
FK-234P-750-750	3/4" x 3/4"
FK-234P-750-1000	3/4" x 1"
FK-234P-1000-1000	1" x 1"
FK-234P-1250-1250	1-1/4" x 1-1/4"

VERTICAL CHECK VALVES

These spring loaded check valves are constructed along established lines of high quality material and workmanship. They give long efficient service with minimum maintenance required. Valve bodies. O-ring seats and spring cages are brass. Springs are made of stainless steel. Maximum working pressure 400 PSIG.

**FK-226A**

F.P.T. F.P.T.

1/4" x 1/4"

3/8" x 3/8"

1/2" x 1/2"

3/4" x 3/4"

FK-226

F.P.T. F.P.T.

1/4" x 1/4"

3/8" x 3/8"

1/2" x 1/2"



FK-226A - Vertical Check Valve is a robust check valve offering the same basic features as the Model 226 below but is slightly longer, has a 1/8" unloader port, and has a Teflon seat disc. Designed for use on the discharge line of lubricated or non-lubricated air compressors to prevent back flow from the air tank. The 1/8" NPT port may be used as line connection to pressure switch unloader system or inspection test valve. Maximum operating pressure 400 psi; Temperature range -250°F to 350°F

FK-226 - Vertical Check Valve is a robust check valve constructed from brass and features a Buna-N Disc. Designed for use on the discharge line of lubricated or non-lubricated air compressors to prevent back flow from the air tank. Maximum operating pressure 400 psi; Temperature range -40°F to 225°F

Applications: Car Wash Systems, Compressed Air Systems

SVI Part #	Inlet x Outlet	
FK-226-250-250	1/4 X 1/4	
FK-226-375-375	3/8 X 3/8	
FK-226-500-500	1/2 X 1/2	
FK-226A-250-250	1/4 X 1/4	1/8" Port
FK-226A-375-375	3/8 X 3/8	1/8" Port
FK-226A-500-500	1/2 X 1/2	1/8" Port
FK-226A-750-750	3/4 X 3/4	1/8" Port

When Ordering, Specify:
(1) Quantity (2) FK-Number (3) Size



FK-227 - Vertical Check Valves for non-return air or some liquid applications. Body is of precision-machined cast brass with a Buna-N Disc.

Maximum operating pressure 300 psi
Temperature range -40°F to 225°F

FK-227-250-250 1/4" X 1/4"

HORIZONTAL CHECK VALVES

IN-LINE CHECK VALVES



FK-205 Spring loaded dash pot check valves are designed to cushion the closing action of the valve. This overcomes the noise and hammering evident in many check valves. The FK-205 valves are field tested and highly recommended for long wear and hard use. Construction is of precision machined cast brass with teflon seat disc contained in a plunger cage. On compressor check valve applications a 1/8" N.P.T. unloader port is provided for line installation. The valves are provided with ports plugged. FK-205 Check valves should not be used on liquid, steam systems or on oil-less or oil-free compressors. It is recommended that FK-205 always be mounted in a horizontal position with the 1/8" N.P.T. port in the "up" position. Maximum rated working pressure is 400 W.O.G. Temperature range -250°F to 350°F

Application: Compressed Air Systems

Horizontal Anti-Hammering Check Valve

FK-205-500	1/2" NPT
FK-205-750	3/4" NPT
FK-205-1000	1" NPT
FK-205-1250	1-1/4" NPT
FK-205-1500	1-1/2" NPT

FK-215A Spring Loaded Check Valves are for non-return air or liquid applications. Body is of precision-machined cast brass with 25 percent glass-filled Teflon disc and stainless steel spring. These valves are designed for installation in horizontal pipe lines. FK-215 Spring Loaded Check Valves are suitable for lubricated and non-lubricated compressed air applications. 1/8" unloader port, plugged is standard. Maximum operating pressure 400 psi for 1/4" and 3/8" / Maximum operating pressure 250 psi. for 1/2" NPT. Maximum operating temperature 350°F.

Application: Air Compressors, Air Dryers

FK-216 Spring loaded check valves similar in construction to FK-215 except they have Buna-N seat disc. Designed for installation in horizontal pipe lines. Maximum operating pressure is 250 psi. Maximum operating temperature is 200° F (93° C).

Application: Air Compressors, Air Dryers

FK-217 Ball check valves with cast brass bodies and spring loaded type 440 stainless steel balls. Springs are stainless steel. Recommended for liquid applications only. Designed for installation in horizontal pipe lines. Maximum operating pressure 250 psi. Maximum operating temperature 350° F (177° C).

Application: Air Compressors, Air Dryers

When Ordering, Specify:
(1) Quantity (2) FK-Number (3) Size

Horizontal In-Line Check Valves

FK-215A-250	1/4" NPT
FK-215A-375	3/8" NPT
FK-215A-500	1/2" NPT
Check Valve Repair Kit	
FK-215A-250K	1/4" Repair Kit
FK-215A-500K	1/2" Repair Kit

Horizontal Check Valves with Buna Disc

FK-216-250	1/4" NPT
-------------------	----------

Horizontal Ball Check Valves

FK-217-250	1/4" NPT
FK-217-250K	1/4" Repair Kit
FK-217-500	1/2" NPT
FK-217-500K	1/2" Repair Kit

AUTOMATIC DRAIN VALVE FOR AIR COMPRESSOR TANKS

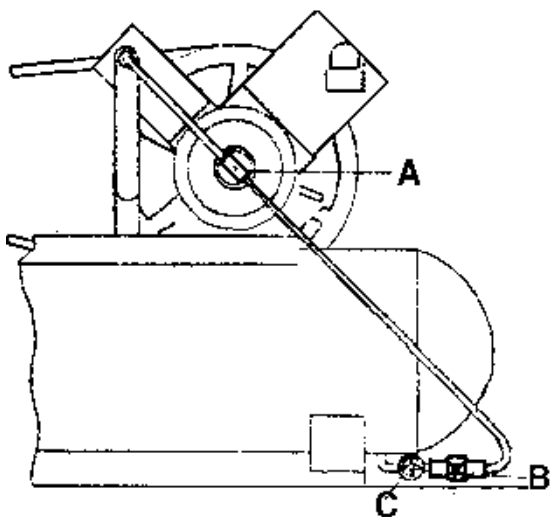
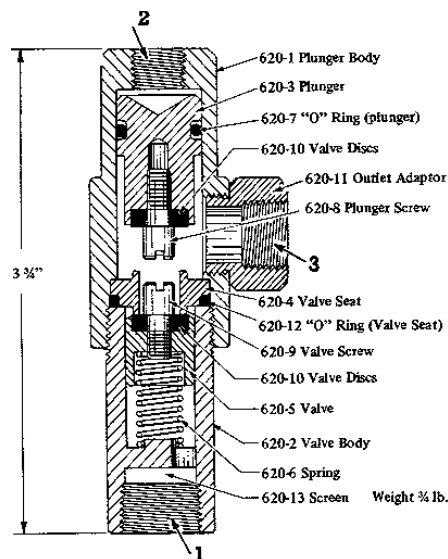
FK-620 Automatically removes the water and condensates that collect in the tank. The danger of forcing it into the air lines is thus minimized and the life of the air receiver is prolonged. It is designed for use on all compressors, having bleeder or pressure type unloaders. Complete drainage is assured by double action of the valve, which opens when the compressor starts and stops. Long, trouble-free service is provided through simplicity of design and the use of rust-resisting material.

A minimum pressure of 30 P.S.I. is required to permit this valve to function properly. Maximum operating pressure is 300 P.S.I.



FK-620-3
3/8" Automatic
Tank Drain Valve

Repair Kit:
FK-620-3-KIT



INSTRUCTIONS FOR INSTALLATION

It is recommended that the tank drain be opened to blow off existing water, oil and scale before the Automatic Drain Valve is installed.

1. Connect 3/8" I.P. end (1) of FK-620 to shut-off valve at bottom of air tank (Illustration C). Use required elbow, nipples and reducer to adapt tank opening to shut off valve.
2. Install a tee in line connecting the high pressure cylinder with air unloader valve or pressure switch (Illustration A).
3. Run copper tubing from tee to 1/8" L.P. end (2) of FK-620 (Illustration A).
4. Water and oil is expelled through 1/4" L.P. side outlet (3) in FK-620, and if desirable to pipe away, 3/8" copper tubing is recommended. (Illustration D). Maximum length, 10 feet.

Note: State of California code requires a manual "bypass" drain valve be installed in conjunction with automatic drain valves. FK-504 product can satisfy this requirement. Re: Title 8, Section 465(a) unfired pressure vessel safety orders.

DISCHARGE UNLOADER VALVE



FK-621

The Kingston Model 621 Discharge Unloader Valve will divert the total output of the air compressor to the atmosphere, while the check valve prevents back flow from the air receiver. With the compressor producing air at just above atmospheric pressure, the motor or engine horsepower draw is greatly reduced and also has a cooling effect on the compressor.

1/4" N.P.T. AIR CONTROL VALVES

SVI offers Air Control Valves of exceptional design for operating single acting air cylinders, rams, hoists, lifts, jacks etc.

The valves are of all brass construction, precision machined for the highest quality of work ability. Hycar material is used in the precision made discs and O-Ring packings. They are highly resistant to air, oil and moisture and are easily and inexpensively replaced when necessary. The inlet stems are designed to provide restricted flow of air for initial thrust with full volume when valve is completely opened.


FK-292

FK-296

FK-298

When Ordering, Specify:

- (1) Quantity (2) FK-Number
- (3) With or Without Tank Valve

FK-292 and **FK-296** are the same basic design, except FK-292 is designed with side port outlet to cylinder. Both valves are furnished with two inlet ports; one port with 1/8" N.P.T. to accommodate a tank valve; the other port with 1/8" N.P.T. to accommodate a quick coupler or 1/4" pipe. Air may be introduced through the valve from either port. No lever action is required to fill with air chuck. When filled through quick coupler or permanent piping, air flow is controlled by depressing inlet stem with lever. Air is exhausted from confined area by depressing exhaust stem with lever.

FK-294A is designed to handle a larger volume of air to operating cylinders. The inlet stem is designed to provide restricted flow of air for initial thrust, with full volume when valve is completely opened. Valves are furnished with two inlet ports, one with 1/8" N.P.T. to accommodate a tank valve, the other port with 1/4" N.P.T. to accommodate a quick coupler or 1/4" pipe.

FK-298 has 1/4" N.P.T. ports and operates as a conventional hoist control valve.


FK-294A

FK- 301AC
1/4" N.P.T

FK-301AC valve is equipped with a "dead man" control lever that is normally in neutral or "off" position. Air control is achieved by moving lever to inlet or exhaust stems.

HOIST CONTROL VALVES — LOCKING AND NON-LOCKING

The Hoist Control valves are designed to operate various lifting devices utilizing compressed air (or oil) as a power source. The Valve body is of heavy cast brass construction with internal components of precision machined brass bar stock, stainless steel springs & inlet screen, and Buna-N-Seals to provide long life with minimum maintenance. These valves are widely used on automobile, truck hoists and spring loaded single acting cylinders. Each valve is individually tested after assembly. Maximum operating pressure, 200 PSIG.

If the application calls for the pressure source (air or oil) to be disconnected while the lifting device is in use, a check valve must be installed on the valve inlet to prevent reverse flow. Should reverse flow occur, serious injury may result when support for the load is reduced.

**See SVI's
Vertical and Horizontal Check Valves
for appropriate check valve.**

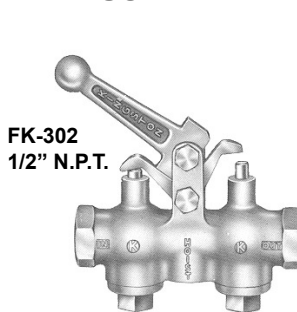
FK-303 is compact without sacrificing air volume. Positive air control is achieved by the cam action of the “dead man” style lever.

FK-302 is the same design with exception of the “locking” style lever.



FK-303

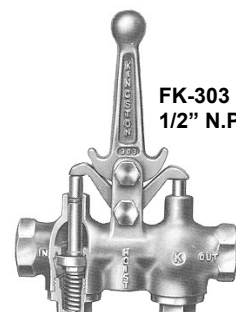
FK-302



FK-302
1/2" N.P.T.

**Locking
1/2"**

SVI # FK-302-500



FK-303
1/2" N.P.T.

**Non-Locking
1/2"**

SVI # FK-303-500

***Please Note:** Caution should be exercised regarding application of the FK-302 valve. The State of California, and some other state and local governments, prohibit the use of the locking type lever on automotive and man lift control valves. The FK-303 should be used on this type equipment.

BALL VALVES

For use with **air, water, oil, or inert gases** (psi WOG).

Choose: Female to Female


or Male to Female NPT fitting.

Maximum operating pressure 600 psi WOG

Maximum temperature 366°F

SVI Part#	Size	Description
FK-32-0250	1/4"	Female x Female WOG
FK-32-0375	3/8"	Female x Female WOG
FK-32-0500	1/2"	Female x Female WOG
FK-32-0750	3/4"	Female x Female WOG
FK-32-1000	1"	Female x Female WOG
FK-32-1250	1-1/4"	Female x Female WOG
FK-32-1500	1-1/2"	Female x Female WOG
FK-32-2000	2"	Female x Female WOG

FK-32-0500M	1/2"	Male x Female WOG
FK-32-0750M	3/4"	Male x Female WOG
FK-32-1000M	1"	Male x Female WOG
FK-32-1250M	1-1/4"	Male x Female WOG
FK-32-1500M	1-1/2"	Male x Female WOG
FK-32-2000M	2"	Male x Female WOG



MINI BALL VALVES

Chrome-Plated Brass Mini Ball Valves

Mini Ball Valves are made of chrome plated brass with a brass stem, Teflon seat and chrome plated brass ball. A simple quarter turn of the die cast handle allows the user to open and close the valve. Our Mini Ball Valves are designed for **air, water, or inert gases**.

Maximum operating pressure 400 psi WOG.

Maximum operating temperature 400°F, Min. -40°F



SVI Part #	Size	Description
FK-32-0250CFF	1/4"	Female x Female
FK-32-0250CMF	1/4"	Male x Female

SVI also offers Kingston Floor Care Valves
Call today for brochure 800-321-8173





**TERMS AND CONDITIONS OF THE
SALES ORDER
FOR SVI INTERNATIONAL, INC.**

1. **GENERAL.** The terms and conditions of sales order outlined herein shall apply to the sale by SVI INTERNATIONAL, INC. (hereinafter referred to as "Company") of the items described on the facing page (hereinafter referred to as "Merchandise") to Purchaser.
2. **DELIVERY.** Delivery shall be deemed to be complete when the Merchandise has been shipped F.O.B. Company's plants in DeKalb, Illinois, Montclair, California; and Hanover, Maryland ("Company's plants"). Shipments are subject to delays from causes or contingencies beyond the reasonable control of the Company. When otherwise not specified, shipments will be made in standard containers via carrier which, in the judgment of the Company, will result in the most practical method. Title and right of possession will pass to the Purchaser upon receipt by the carrier at the shipping point. If a customer of the Company should specify a specific carrier's method of shipment (i.e. UPS Next Day Air) and that carrier does not perform to the customer's expectations, freight credit to a customer's account will not be issued unless the Company can first obtain a credit.
3. **RISK OF LOSS.** Identification of the Merchandise under Uniform Commercial Code (hereinafter referred to as "UCC") Section 2-501 shall take place at the moment of shipment F.O.B. Company's plants. Risk of loss shall pass to the Purchaser when the Merchandise is shipped from the Company's plants.
4. **TITLE.** Title to the merchandise shall transfer to the Purchaser when the Merchandise is shipped from the Company's plants.
5. **WARRANTIES.** The Company guarantees its products to be free from defects in workmanship and raw materials for a period of one year from date of purchase. THIS WARRANTY IS EXPRESSLY IN LIEU OF ANY AND ALL WARRANTIES EXPRESS OR IMPLIED. COMPANY DOES NOT WARRANT THE MERCHANDISE IS MERCHANTABLE OR FIT FOR ANY PARTICULAR PURPOSE. Company's liability for breach of the terms of this Agreement, including any warranty, is limited to either refund of the invoice price of the Merchandise or at Company's option, replacement of the Merchandise free of charge, including transportation charges but not including the cost of labor. Purchaser has not relied on any statement or upon the conduct of Company with respect to the prospective use of the merchandise. Company shall not be liable for and Purchaser waives any and all claims for any loss or damage, directly or indirectly, arising from the use of the Merchandise and for punitive, incidental or consequential damages, including, but not limited to, damages to property, for loss of use, loss of time, loss of profit or loss of income. The Company does not authorize the sale of our products under any other warranty, expressed or implied. **Please note:** Electrical components and cylinder or shaft seals are not covered under warranty.
6. **SETOFF.** All claims for money due or to become due from the Company shall be subject to deduction by the Company for any setoff or counterclaim arising out of this or any other claims of the Company or its affiliated companies, whether such setoff or counterclaim arose before or after any assignment by Purchaser.
7. **INDEMNIFICATION.** Purchaser agrees to indemnify the Company and hold it harmless from and against all claims, liability, loss, damage or expense, including reasonable counsel fees, arising from or by reason of any modifications or alterations made by Purchaser. If a customer of the Company modifies or alters any part, in any manner whatsoever, or uses any part in departure from recommended performance specifications, said customer agrees to indemnify and hold the Company harmless from and against all liability and expenses based on damage to property or injury to or death of any person arising out of or attributable to such modified or altered part. Further, the Company will not accept any such modified or altered part for credit to a customer's account.
8. **FREIGHT POLICY.** Freight charges are prepaid and added to invoice or collect FOB shipping point. Note: All customers are responsible for all carrier shipping costs, fees, surcharges, etc. including order refusal and return fees.
9. **RETURN POLICY.** To return a part for credit or inspection, Purchaser must first contact our Main Office in Illinois, to obtain a Return Merchandise Form. Once Purchaser has obtained this form, the parts can be returned freight prepaid only. The Return form must be included with the shipment. Parts returned to the Company without the approved form will be returned freight collect to the shipper or refused. Returns must be initiated within 30 days of the invoice date. The Return Forms are valid for 30 days, from the date of issue. All Returns are subject to restocking charges. Return parts brought into our remote warehouses, will not be accepted by our personnel, without a Return Merchandise Form from the Main Office. Parts which have been used in any way or manner, including any installation or incorporation into a lift, hoist, or other equipment, shall NOT be eligible for return whether or not a Return form has been assigned. **Please note:** Electrical parts or components are not returnable for credit. This includes all switches, pushbuttons, relays, electric motors, capacitors, fuses, solenoids, power units with wiring issues or any other electrical items. Custom, built to order, special order, and non-stocked genuine parts are non-returnable.
10. **RESTOCK CHARGE.** Returns are subject to a restocking charge. Refusals are subject to the same restocking charge plus the cost of outbound and return freight charges and/or fees incurred by the Company due to shipment refusal.
11. **PRICES AND PAYMENTS.** All prices are subject to change without notice. All prices are F.O.B. shipping point. The Company standard terms are net 30 days, C.O.D. company check, C.O.D. cash, VISA, MasterCard, Discover or American Express. However, if in the judgment of the Company, the financial condition of the Purchaser at any time does not justify shipment according to standard terms of payment, the Company may require full or partial payment in advance.
12. **INTERPRETATION.** This sales order is intended by the parties as a complete and exclusive statement of the terms of their agreement. It supersedes all prior agreements, written or oral. No course of prior dealings between the parties and no usage of the trade shall be relevant to supplement or explain any terms used in this sales order. Acceptance or acquiescence in a course of performance rendered under this purchase order shall not be relevant to determine the meaning of this sales order even though the accepting or acquiescing party has knowledge of the nature of the performance and opportunity for objection. Whenever a term defined by the UCC is used in this sales order the definition contained in the UCC shall control.
13. **MODIFICATION.** This sales order can be modified or rescinded only by a writing signed by both parties.
14. **WAIVER.** No claim or right arising out of a breach of this sales order can be discharged in whole or in part by a waiver or renunciation of the claim or right unless such waiver or renunciation is supported by consideration and is in writing signed by the aggrieved party.
15. **ASSIGNMENT.** No right or interest in this sales order shall be assigned by either party without the written consent of the other and no delegation of any obligation owed, or of the performance of any obligation by either the Company or Purchaser shall be made without the written consent of the other party. Any attempted assignment or delegation not made in conformity with this paragraph shall be wholly void and totally ineffective for all purposes.
16. **TIME TO PERFORM AND BRING ACTION.** Time is of the essence of this sales order. Any action for breach of this sales order shall be commenced within two (2) years after the cause of action has accrued. Any party who loses any litigation shall reimburse the other party for costs including reasonable attorney's fees. The exclusive jurisdiction for any legal action shall be the Circuit Court of DeKalb County, Illinois.
17. **APPLICABLE LAW.** This sales order shall be governed by the UCC of Illinois as effective and in force on the date of this sales order.



DIRECT FIT™ BRAND

SVI International, Inc.

Catalogs and Information Online: www.sviinternational.com

AUTO LIFT REPAIR PARTS FOR ALL MAKES & MODELS

~NO MATTER THE AGE OF THE LIFT!

- Arm Restraint Kits & Parts
- Cables—Lifting and Equalizing
- Chain
- doorjammerPRO - Door Protection Pad
- Height Extensions and Rubber Pads
- Installation Products & Tools
- Power Units and Parts
- Pulleys and Chain Rollers
- Seal Kits for In-Ground & Surface Mount
- Safety Legs / Non-Rotators
- Replacement Lift Kits
- Power Post Lifting Systems
- Tanks for In-Ground Lifts
- Turf Attachments for 2-Post Lifts

SURFACE MOUNT LIFT PARTS FOR:

Gemini	Quality
Gilbarco	Ranger
Globe	Ravaglioli
Grand	Rotary Lifts
Hofmann	Silent Tech
Hydralift	Slift
Ime Istobal	Somers Souriau
Kismet	Stenhøj
Kimm	Stertil Koni
Koni	Sun
Launch	Tecalemit
Laycock	Titan
Lincoln	Weaver
Maha	Werther
Manitowoc Lifts	Western
Mohawk	Westinghouse
Nussbaum	Wheeltronic
OMA	Worth
OMCN	Zippo
PMW	

IN-GROUND LIFT PARTS FOR:

Gilbarco	PKS Lifts
Globe	Rotary
HDL/ISS Innovative	US Hoist
Joyce	Weaver
Manitowoc Lifts	Western

AIR COMPRESSOR PARTS

- Air Receiver Tanks • Compressor Mufflers
- Automatic Tank Drain Valve for Champion Compressors
- Filters—Many OEM Ref Available!
- Filters, Regulators, Lubricators
- Intake Filter Products
- Milton Air System Products
- Re-Coil Hose • Valves
- Vibration Dampening Pads & much more!

BRAKE LATHES REPAIR PARTS

- Brake Lathe Repair Parts and Accessories for **All Makes** 

EXHAUST REMOVAL SYSTEMS & PRODUCTS

FLUID DELIVERY

- Lenz Fittings
- Steel Hydraulic Line Tubing and Fittings
- Strut and Hangers

HOSE REELS BY REELCRAFT®

HYDRAULIC CYLINDERS—

- Custom Single-Acting Large Bore Cylinders
- Also see "Lifting Equipment"

LIFTING EQUIPMENT

- New In-Ground Lifts—Car, Truck & Bus
- Small Equipment Shop Maintenance (SESM) Lifts for lifting Landscape Equip. ATVs / UTVs, Motorcycles, Lawn Mowers, Golf Carts and More!
- Custom Lifting Equipment incl. Production Line Lifts, Rail Car Lifts and More
- Custom Hydraulic Cylinders for Various Applications
- Turf Attachments for 2-Post Lifts
- In-Ground Lift Sections and Kits
- And more!

EASY TO ORDER:

800-321-8173

815-748-0200

Fax: 800-899-1784 • 815-748-0210

E-Mail: parts@sviintl.com

www.sviinternational.com

LUBRICATION & PAINT / FOAM SPRAY REPAIR PARTS & KITS FOR:

- Alemite • ARO • Balcrank • Graco • Lincoln

PETROLEUM EQUIPMENT & REPAIR PARTS FOR:

- Gas Pump & Meter Kits and Parts for Gasboy • Tokheim • Fill-Rite
- Including Parts for Older Pumps: Wayne • Bennett • Gilbarco • Bowser A.O. Smith (Geosource) • Southwest

SEAL KITS

SHOP EQUIPMENT

- Hein-Werner Products • Omega Products
- Porto-Power • Pro-Lift

TIRE EQUIPMENT REPAIR PARTS

- Tire Changer and Wheel Balancer Parts for **All Makes**

Accu-Turn	FMC	Nussbaum
All Tool	Giuliano	Ranger
Ammco®*	Hofmann	Sicam
BaseLine®*	Hunter	Sice
Bosch	John Bean / (JBC)	Snap-On
Cemb	Kwik-Way	Teco
Coats®*	Launch	Tuxedo
Corgi		

VALVES

- Air Compressor Valves of All Types
- Air and Hoist Control Valves
- Ball Valves • Check Valves
- Kingston Valves • Pressure Relief Valves
- Relief Valves • Safety Valves
- Solenoid Valves
- Tire Changer Valves • And More!

CUSTOM PRODUCTS

And let us know if you want something you use in your shop to be added to our product line!

DIRECT FIT™

In addition to SVI's DIRECT FIT™ BRAND, we are proud to be a one-stop shop for many other great products including:



B-Line
by **E.T.N.**



and many more!

3 Ready-Ship Warehouses for Faster Shipping! | BALTIMORE • CHICAGO • LOS ANGELES

Main Office: 155 Harvestore Drive • DeKalb, IL 60115

All names, numbers, symbols and descriptions are used for reference purposes only. It is not implied that any part listed is the product of these manufacturers. 07.28.2021
SVI does not represent and is not associated in any way with any other companies. Entire contents copyright © July 28, 2021 11:37 AM, SVI International, Inc. Prices subject to change without notice.
*AMMCO, BASELINE, COATS and DUCKHEAD are registered trademarks of Hennessy Industries, Inc. SVI International, Inc. is not associated in any way with Hennessy Industries, Inc.