



An SVI Brand Product Line

## ENVIRONMENTALLY FRIENDLY AND SAFE TO OPERATE!

Operates off of Compressed Air and  
Non-Vegetable Based Fluid  
Just Like That Used by the US Coast Guard

# FSR-28

The "28" Models

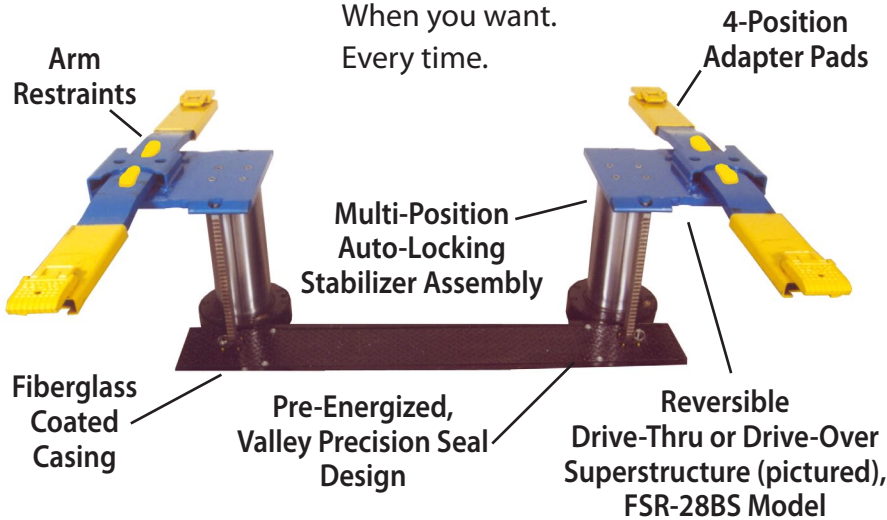
## Since 1928.

# Now, it's your turn to own a Globe.

Drive-Thru  
or Drive-Over  
Models

The lifting is done with  **Simple!**  
one moving part.

It goes up.  
It goes down.  
When you want.  
Every time.



- Handles Most Domestic and Imported Models
- 4-Position Adapters Provide Excellent Undercar Accessibility
- Low Profile - 4" Road Clearance
- Ideal in Virtually Any Shop
- Great for Front End and Suspension Work

## Specifications:

**Capacity:** 8,000 lbs. @ 150PSI (2,000 lbs. per Adapter)

**Operation:** "BS" = Full-Hydraulic

**Rise:** 71-1/2" Floor to Top of the Adapter Pad

**Plunger Center:** 57-1/2"

**Displacement:** 36 gallons

**Initial Fill:** 65 gallons

**Cylinder:** 8-1/2" Diameter

**Superstructure:** Solid Steel Bolster-Style and Low Profile Swing Arms

**Adapters:** Ductile Iron, 4-Position Adjustable on Sliding Sleeves

**Low Oil Control and**

**Auto Lock Leg:** Supplied in Accordance with ANSI B153.1 Specifications

## Two-Post, Frame Contact Passenger Car Lift

## Model FSR-28BS

(Full-Hydraulic)

## Applications:

- Car Dealerships
- Tire Dealerships
- Muffler Shops
- Brake Shops
- Tune-Up Centers
- Service Stations
- Body Shops
- Fleet Service
- Quick Lubes
- Car Collectors
- Scrap Yards
- Anywhere Auto

This model is exempt from  
Federal EPA regulation.


In-ground lifts are making a  
major resurgence due to their  
solid design and proven service life.  
Nothing outperforms or costs less  
to operate than an in-ground lift.

**Get in, get one!**



# STANDARD FEATURE


## 4-Position Frame Kontakt Adapters



Standard 4-position adapters mean Globe lifts provide the industry's most versatility in reaching proper pick-up points on the vehicles you are lifting.

## Reversible Sleeves - Standard Feature

The adapter supporting sleeve can easily be slipped off the swing arm and reversed. This provides even greater flexibility in reaching pick-up points on today's smaller vehicles.



## Positive Stabilization

Mechanical heavy-duty racks and pinions equalize plunger movement.

## Automatic Locking

A spring loaded latch automatically engages into notches on the backside of the rack bar as the lift is raised. To lower, release lock and upon full decent the locks automatically reset and remain ready for the next job.

## Room to Work

Globe "28" models give you the flexibility and all the room you need for under-the-car repair or service. In your business, accessibility means faster repairs, more cars in and out everyday. Get Globe working for you!



9" without Pad



9" with Pad



7"-10" w/Pad Adjustable

## OPTIONAL FEATURES

### Height Extensions

Slide height extensions easily onto the Frame Kontakt adapter while in the upright position to provide more versatility in reaching the proper pick-up points.

## SUGGESTED WRITTEN SPECIFICATIONS

**FUNCTION:** To raise domestic and imported vehicles by their frames or bodies permitting maximum undercarriage service accessibility with wheels in relaxed position. Uses twin cylinders with 68" stroke and 8,000 lb. capacity at 150 psi shop air pressure.

**POWER CYLINDER:** To use minimum 8-1/2" plunger diameter cylinder of full-

hydraulic design featuring wiper seal, pre-energized packing seal, easily removable bearings and plungers. Rack and pinion equalizer system will keep movement even and an automatic lock latch is provided for each cylinder.

**SUPERSTRUCTURE:** The lift provides four (4) offset swivel arms on low profile superstructure and an adapter pad height of 4" above the floor.

Each arm provides a sliding sleeve and adapter assembly that can be reversed. The adapter assembly is multi-position and has a rated capacity of 2,000 lbs.

**CONTROLS:** An A.S.M.E. fluid storage tank with one (1) 1/2" air control (locking), an air valve muffler and one (1) 1-1/4" oil control valve are included.

## GLOBE VERSATILITY

The twin-post lift with its clear center and adjustable sleeve and adapters provides mechanics more accessibility to the vehicle, allowing faster inspection, repair and lubrication. Plus, the unobstructed floor area allows easy positioning of portable tool carts, work benches and transmission dollies.

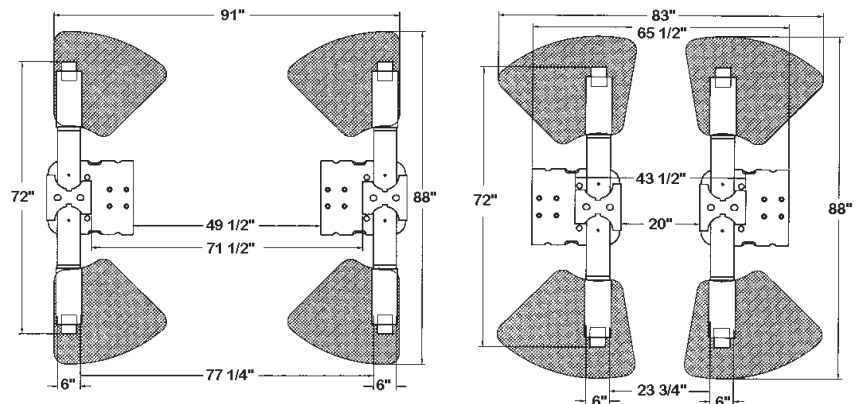


### FBH-28 Base Units

Base units are made available to accommodate alignment racks and drive-on ramps. This base unit is pictured with Hunter alignment equipment and was installed at a brand new Toyota dealership. Get in, go in-ground.

## Dimensional Data

for FSR-28



Call for more information about this lift and other quality Globe lifts

## 1-Year Parts-Only Warranty

DISTRIBUTED BY:



An SVI Brand Product Line

For proper operation and to qualify for warranty service, all equipment must be installed according to detailed installation instructions, which accompany each unit.