



An SVI Brand Product Line

**(800) 321-8173**

**ENVIRONMENTALLY FRIENDLY  
AND SAFE TO OPERATE!**

Operates off of Compressed Air and  
Non-Vegetable Based Fluid  
Just Like That Used by the US Coast Guard

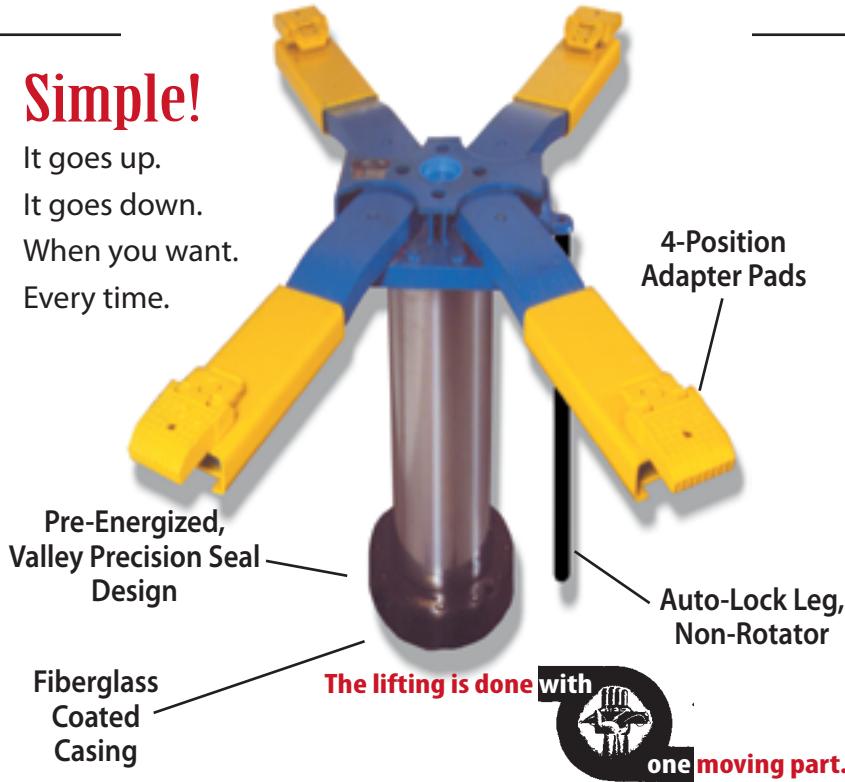
**FS-10**

Since 1928.

**Now, it's your turn to own a Globe.**

**Simple!**

It goes up.  
It goes down.  
When you want.  
Every time.



Single-Post,  
**Frame Kontakt**  
Passenger Car Lift

**Model FS-10AS**  
(Semi-Hydraulic)

**Model FS-10BS**  
(Full-Hydraulic)

**Applications:**

- Car Dealerships
- Tire Dealerships
- Brake Shops
- Tune Up Centers
- Service Stations
- Body Shops
- Fleet Service
- Quick Lubes
- Car Collectors
- Scrap Yards
- Anywhere Auto

- Handles Most Domestic and Imported Models
- 4-Position Adapters Provide Excellent Undercar Accessibility
- Low Profile - 4" Road Clearance
- Ideal in Virtually Any Shop
- Great for Front End and Suspension Work

**Specifications:**

**Capacity:** 8,000 lbs. @ 150PSI (2,000 lbs. per Adapter)

**Operation:** "AS" = Semi-Hydraulic or "BS" = Full-Hydraulic

**Rise:** 72"

**Stroke:** 68"

**Displacement:** 26 gallons

**Initial Fill:** 40 gallons "AS" and 50 gallons "BS"

**Cylinder:** 10-5/8" Diameter

**Superstructure:** Solid Steel Bolster-Style and Low Profile Swing Arms

**Adapters:** Ductile Iron, 4-Position Adjustable on Sliding Sleeves

**Low Oil Control and**

**Auto Lock Leg:** Supplied in Accordance with ANSI B153.1 Specifications

FS-10 models are exempt from  
Federal EPA regulation.


In-ground lifts are making a  
major resurgence due to their  
solid design and proven service life.  
Nothing outperforms or costs less  
to operate than an in-ground lift.

**Get in, get one!**



# STANDARD FEATURE

## 4-Position Frame Kontakt Adapters



Standard 4-position adapters mean Globe lifts provide the industry's most versatility in reaching proper pick-up points on the vehicles you are lifting.

## Reversible Sleeves - Standard Feature

The adapter supporting sleeve can easily be slipped off the swing arm and reversed.



This provides even greater flexibility in reaching pick-up points on today's smaller vehicles.

## OPTIONAL FEATURES

### Height Extensions

Slide height extensions easily onto the Frame Kontakt adapter while in the upright position to provide more versatility in reaching the proper pick-up points.



9" without Pad



9" with Pad



7"-10" w/Pad Adjustable

### Height Extensions

Optional Features Continued

### Standard Automatic Lock Leg / Non-Rotator

Automatic lock engagement safely holds the lift in place at full rise. Lock-action setting is completely visible; there are no hidden mechanisms. Standard finger release allows for quick disengagement before lowering. The lock will automatically reset the next time the lift is raised.

### Patented Multi-Position Locking Legs

Patented Automatic locking legs are available with more locking mechanisms to give additional locking positions.

## SUGGESTED WRITTEN SPECIFICATIONS

**FUNCTION:** To raise domestic and imported vehicles by their frames or bodies permitting maximum undercarriage service accessibility with wheels in relaxed position. Uses cylinder with 68" stroke and 8,000 lb. capacity at 150 psi shop air pressure.

**POWER CYLINDER:** To use minimum 10-5/8" plunger diameter cylinder of semi- or full-hydraulic design featuring wiper seal, pre-

energized packing seal, removable lower bearings and removable plunger. The cylinder includes an automatic-lock leg and low-oil control inside the cylinder on semi-hydraulic or in the storage tank on full-hydraulic.

**SUPERSTRUCTURE:** The lift provides four (4) offset swivel arms on a 19-1/2" wide superstructure and an adapter pad height of 4" above the floor. Each arm provides a sliding sleeve and adapter

assembly that can be reversed. The adapter assembly is multi-position and has a rated capacity of 2,000 lbs.

**CONTROLS:** For full-hydraulic (BS model) an A.S.M.E. fluid storage tank with one (1) 1/2" air control (locking), an air valve muffler and one (1) 1-1/4" oil control valve are included. The semi-hydraulic (AS) lift consists of one (1) 1/2" air control valve (non-locking) and an air muffler.

## GLOBE VERSATILITY

This single-post lift with its adjustable sleeve and adapters provides mechanics more accessibility to the vehicle, allowing faster inspection, repair and lubrication. Plus, the unobstructed floor area allows easy positioning of portable tool carts, work benches and transmission dollies.

For proper operation and to qualify for warranty service, all equipment must be installed according to detailed installation instructions, which accompany each unit.

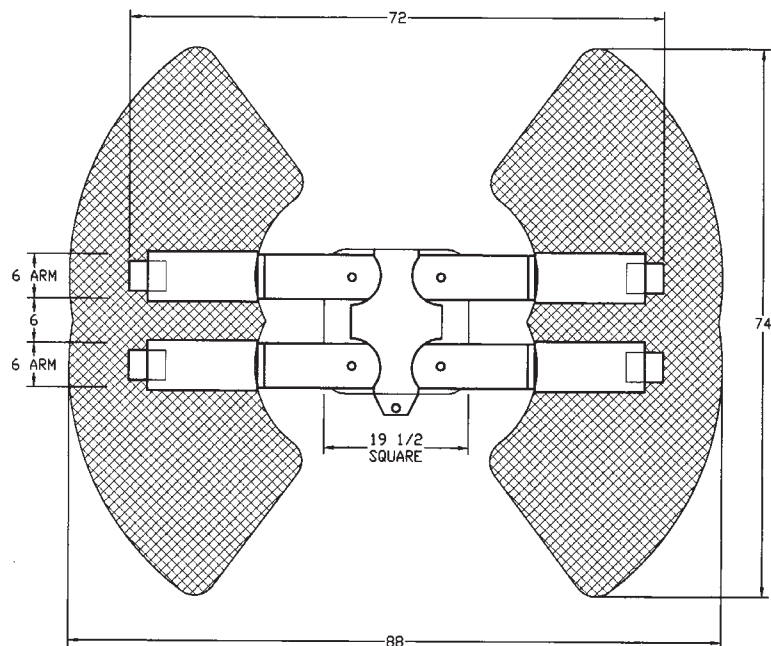


An SVI Brand Product Line

**(800) 321-8173**

155 Harvestore Drive • DeKalb, IL  
www.sviinternational.com

## Dimensional Data



For more information about this lift and other quality Globe lifts, call us at (800) 321-8173.