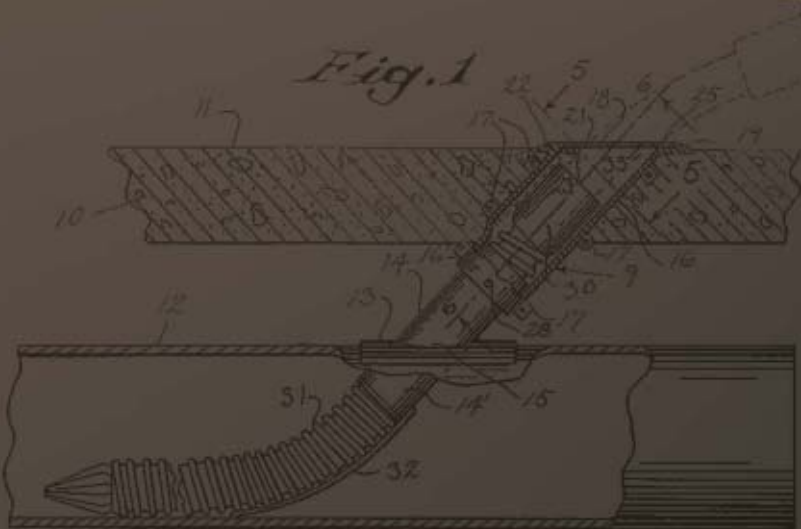


Exhaust System Products. . .

(CO) Removal



Fig. 1



SVI exhaust removal products are used everywhere vehicle service is performed to keep automotive service technicians safe from harmful levels of carbon monoxide (CO).

Baltimore - Chicago - Los Angeles

Telescopic Overhead Systems

Since 1977

SVI has earned a reputation in the automotive service equipment industry as one of the most flexible and responsive companies through attention to customer needs and service. The same flexibility and responsiveness will be apparent to all who use the SVI line of exhaust removal systems. We listen to input, we listen to your needs, we innovate and we get the job done for YOU. Let's go to work together and get the exhaust the hell out of there. . .

Telescopic Systems

- Made in the USA
- Simple to install.
- Stays up out of the way.
- Easy to use, easy to store.
- Full repair parts availability.
- Eliminate pulleys, reels and winches.
- Ideal for existing facilities, no breaking concrete.

See back cover for more complete listing of overhead systems

5
4
3

ES-1205-44

5" x 15" Overhead Duct Saddle in stainless steel.

Hot Item

Blazing Fast Saddles

We have combined a coupling and a saddle to help speed up installations. Use the ES-1205 series of "T" saddles for new installations, existing sites and for pre-installed future drops. See opposite page for a variety of sizes available. If you don't see what you need -- just ask. **SVI is your answer!**

ES-1205-43

Telescopic Overhead Exhaust Removal Systems.

As a result of SVInitiative, Telescopic Systems are now available in different lengths to accommodate various ceiling heights. You also get more adapter choices than ever before. Choose from the all-new Positive ID™ adapter, the main stay alligator jaw style or the exclusive shock loaded "One-Step" universal exhaust collector.

SVI Product #	Description
ES-1205-20-18	In-Line "T" Saddle 6" x 5" x 18"
ES-1205-20-24	In-Line "T" Saddle 6" x 5" x 24"
ES-1205-20-36	In-Line "T" Saddle 6" x 5" x 36"
ES-1205-21-18	In-Line "T" Saddle 6" x 6" x 18"
ES-1205-21-24	In-Line "T" Saddle 6" x 6" x 24"
ES-1205-21-36	In-Line "T" Saddle 6" x 6" x 36"
ES-1205-22-18	In-Line "T" Saddle 8" x 5" x 18"
ES-1205-22-24	In-Line "T" Saddle 8" x 5" x 24"
ES-1205-22-36	In-Line "T" Saddle 8" x 5" x 36"
ES-1205-23-18	In-Line "T" Saddle 8" x 6" x 18"
ES-1205-23-24	In-Line "T" Saddle 8" x 6" x 24"
ES-1205-23-36	In-Line "T" Saddle 8" x 6" x 36"
ES-1205-24-18	In-Line "T" Saddle 10" x 5" x 18"
ES-1205-24-24	In-Line "T" Saddle 10" x 5" x 24"
ES-1205-24-36	In-Line "T" Saddle 10" x 5" x 36"
ES-1205-25-18	In-Line "T" Saddle 10" x 6" x 18"
ES-1205-25-24	In-Line "T" Saddle 10" x 6" x 24"
ES-1205-25-36	In-Line "T" Saddle 10" x 6" x 36"
ES-1205-26-18	In-Line "T" Saddle 12" x 5" x 18"
ES-1205-26-24	In-Line "T" Saddle 12" x 5" x 24"
ES-1205-26-36	In-Line "T" Saddle 12" x 5" x 36"
ES-1205-27-18	In-Line "T" Saddle 12" x 6" x 18"
ES-1205-27-24	In-Line "T" Saddle 12" x 6" x 24"
ES-1205-27-36	In-Line "T" Saddle 12" x 6" x 36"
ES-1205-30-24	"T" Saddle Extension 5" x 24"
ES-1205-30-36	"T" Saddle Extension 5" x 36"
ES-1205-30-48	"T" Saddle Extension 5" x 48"
ES-1205-31-24	"T" Saddle Extension 6" x 24"
ES-1205-31-36	"T" Saddle Extension 6" x 36"
ES-1205-31-48	"T" Saddle Extension 6" x 48"

Blazing Fast Saddles

Save labor cost by eliminating the need to drill and fasten a separate saddle.

Safer to intall. There is no drilling upside down with hot chips falling on you or your face.

Saves material by combining two fittings into one.

Easy to relocate or install for a future drop.

Eliminates crushed spiral duct from slippage during saddle installation.

Reduces air leakage by eliminating saddle surface area on spiral duct.

Keeps cost in-line while reducing the bull and spending less time on the saddle.



Custom duct saddles are always available upon request - SVI is responsive.

Standard Duct Saddles

SVI Product#	Description
ES-1205-01	Duct Saddle w/ 5" to 3" Reducer
ES-1205-02	Duct Saddle w/ 5" to 4" Reducer
ES-1205-03	Duct Saddle 5" Straight
ES-1205-04	Duct Saddle 6" Straight
ES-1205-44	Duct Saddle 5" x 15" Long

Exhaust Hose Reels

The ES-1100 and ES-1101 series exhaust hose reels are automatic spring retractable reels designed for manual extension and spring return of flexible exhaust hose. Exhaust hose reels can mount from the ceiling, on the wall or bolted right to the floor. See page 7 of the SVI product catalog titled Exhaust Hose Products for more details.



ES-1101-05H
Exhaust hose and reel kit pictured

Positive ID™ Tailpipe Adapters



The Positive ID™ is exactly what you need when you want a tailpipe adapter to easily fit and stay put. Simply insert the adapter into the tailpipe until it stops and then give it a twist to the right. It is now so secure you could literally put the car in neutral and pull it by the length of exhaust hose connected to the tailpipe. A simple twist to the left and you have removed it just as easily as it was installed.

The Positive ID™ Adapter exclusively available from SVI is the only tailpipe adapter that engages the inside of the tailpipe. The Positive ID™ works where others can't. Also available for Telescopic Systems and can be easily added to previous systems supplied by Garage Products or others.

US and Foreign Patents Pending
Registered Trademark

Won't fall off or scratch paint or chrome.

Works on recessed tailpipes **Allows cool air draw.**
Make a Positive ID™

- | | |
|----------------|---------------------------------------|
| ES-1202-20-3 | 3" Positive ID™ Tailpipe Adapter |
| ES-1202-20-3PS | 3" Positive ID™ Tailpipe Adapt w/stop |
| ES-1202-20-4 | 4" Positive ID™ Tailpipe Adapter |
| ES-1202-20-4PS | 4" Positive ID™ Tailpipe Adapt w/stop |
| ES-1202-20-6 | 6" Positive ID™ Tailpipe Adapter |

■ Alligator Jaw Tailpipe Adapters

These tailpipe adapters clamp firmly to the outside diameter of round and oval tailpipes. They are produced in stainless steel and available in 3" and 4" sizes. Alligator Jaw Adapters are widely used on both in-floor and overhead SVI exhaust removal systems. SVI also supplies these adapters as replacement parts for systems sold by others. Also complete hose, adapter and hose guide assemblies are available.



- | | |
|------------|---------------------|
| ES-1203-07 | 3" Tailpipe Adapter |
| ES-1204-08 | 4" Tailpipe Adapter |
| ES-1204-09 | Replacement Spring |

The "One-Step" Shock Lock Adapter

The "One Step" Universal Exhaust Collector takes the hassle out of tailpipe connections and works with virtually all vehicles currently on the market including recessed and semi-recessed configurations. Simply remove the collector from the stirrup or harness, position between the floor and the tailpipe and the shock automatically locks into place.



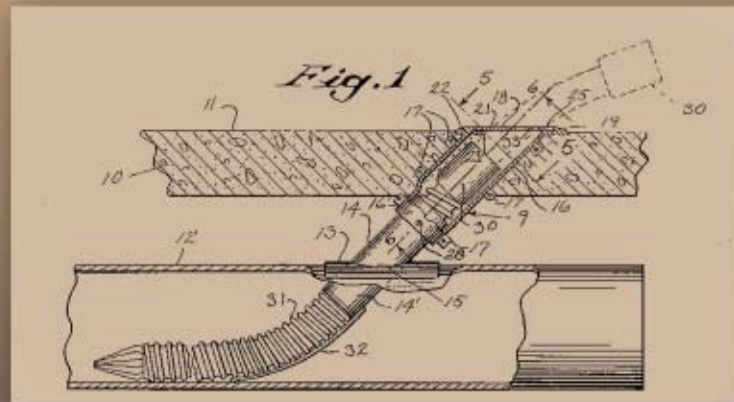
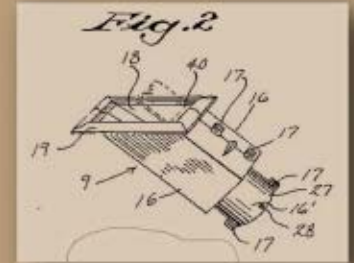

SVI Product# ES-1205-70



Works where other collectors do not.

Takes the frustration out of tailpipe connections.

IN-Floor Exhaust Removal System



An IN-Floor Exhaust Removal System is an essential requirement for new shop construction where fine attention is given to overall appearance. No other exhaust removal system helps shop owners achieve a clean and clutter-free shop environment better than an SVI IN-Floor system.

- Made in the USA
- Simple and easy to install.
- Cover closes automatically when not in use to keep everyone safe.
- The tailpipe and adapter assembly is easy to use and easy to store away out of sight.
- Patented spring-pin-loaded cover eliminates accidental back over damage to cover.
- Powder Coated and Stainless Steel components.
- Ideal for new facilities that want to achieve the highest level of professionalism and appearance.
- Each size is available with your choice of either the Positive ID™ or Alligator Jaw tailpipe adapter . Some shops will choose as an option to have one of each style hose assembly.

The IN-Floor systems

- ES-1203-03 3" IN-Floor system (Alligator Jaw)
- ES-1203-03SL 3" IN-Floor system (Positive ID™)
- ES-1204-04 4" IN-Floor system (Alligator Jaw)
- ES-1204-04SL 4" IN-Floor system (Positive ID™)

Each IN-Floor system does one automotive service bay and is supplied complete with the following:

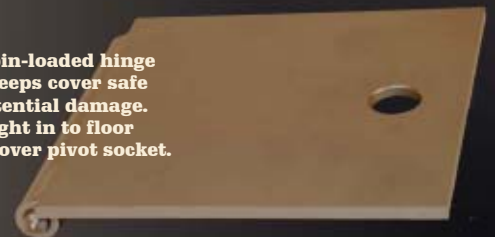
- Duct Saddle
 - Floor Fixture with Spring-Pin-Loaded Cover
 - Hose Assembly with choice of Tailpipe Adapter and Hose Guide
 - Fasteners
- (optional duct saddle extensions are available)

* Underground 10" dia. duct tubes are not included

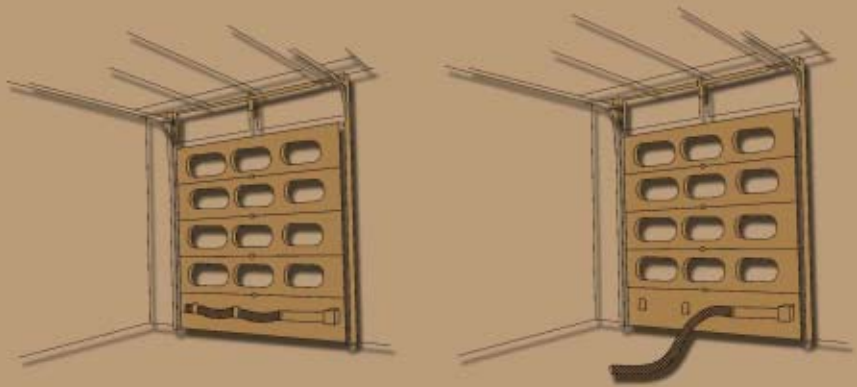


ES-1203-10SL
3" Hose assembly with
Positive ID™ adapter and
hose guide pictured

Spring-pin-loaded hinge design keeps cover safe from potential damage. Snaps right in to floor fixture cover pivot socket.



Quick Port Door Exhaust System



The Quick Port Door Exhaust System is ideal for independent garages and franchise type automotive shops everywhere.

This self storing system is always ready for immediate use. It's convenient location on the overhead door means hoses are not laying around on the floor causing any type of trip hazard. When you need to exhaust the fumes simply lift the hose up off of the "J" brackets, pull the hose to the tailpipe and attach the tailpipe adapter. Now with SVI and the Quick Port system you are breathing easy.

- Simple and easy to install.
- Self-sealing system. The hose when not in use seals the port keeping costly drafts and unwanted rodents out.
- Stores on the door not on the floor.
- Fits standard 10' wide service bay doors.
- Available in kit form (includes ES-1011-30)

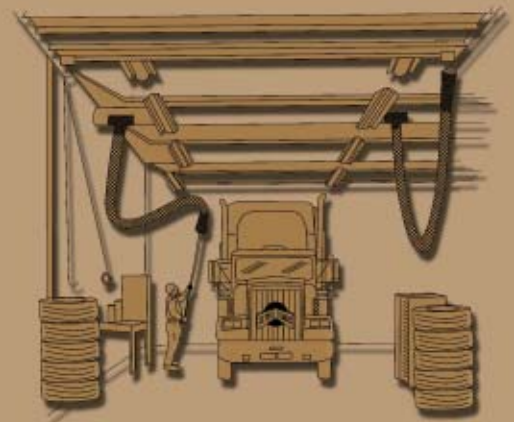
ES-1202-03 3" Quick Port system



Big Rig Overhead Exhaust Systems

Diesel truck service can require long periods where running the engine is necessary to make the correct adjustments. In diesel shops it very important to properly exhaust the fumes to keep service technicians safe from carbon monoxide levels. SVI Big Rig Overhead Exhaust Systems are an ideal solution for exhaust removal needs.

These systems can be purchased with your choice of either a 5" or 6" stainless steel stack adapter. The stack adapters are equipped with an air gate that can be kept closed when not in use. Each System consists of an air duck saddle, a stack adapter, a reel assembly with 40' of rope, wrap-rope breaking mechanism, two pulleys and an anchor snap. An adapter grip pole is also available as an option.



Options:

- Wall winch with brake
- Adapter Grip Pole

ES-1305
ES-1305A
ES-1305B

5" Overhead Exhaust System w/ Neoflex Hose
5" Overhead Exhaust System w/ Stainless Steel Hose
5" Overhead Exhaust System w/ Galv. Steel Hose

ES-1306
ES-1306A
ES-1306B

6" Overhead Exhaust System w/ Neoflex Hose
6" Overhead Exhaust System w/ Stainless Steel Hose
6" Overhead Exhaust System w/ Galv. Steel Hose

Replacement Floor Fixture Flange and Cover Kit



Replacement floor fixture flange kits are great for use on virtually any make of IN-Floor system found in the field. Use these to clean up the appearance in older shops. They are also great for making technicians safe from opened holes caused by damaged or corroded away floor fixtures once sold by others.

ES-1202-01
ES-1202-02

Single Access Floor Fixture Cover
Dual Access Floor Fixture Cover

Blower Selection

Sizing the right blower is the main ingredient for any exhaust system's proper function. SVI's Exhaust Hose Products catalog provides all the information to specify the proper blower model for any shop.

From Blowers to Hose and Tailpipe Adapters to Telescopic Overhead Systems SVI is the new leader in exhaust removal products.



SVI ES-1212 series Belt Drive blower model



SVI ES-1200 series Direct Drive blower model



New Ford Tailpipe found on 2008 F450 models. This tailpipe reduces EGT's (exhaust gas temperatures) on the new models. If anyone needs special or custom tailpipe adapters for new model applications -- SVI is your answer!

Telescopic Overhead Systems

SVI Product#	Adapter Type	Description
ES-1205-43	Alligator Jaw	16' Overhead Tele Exhaust System
ES-1205-43EL1	Alligator Jaw	17' Overhead Tele Exhaust System
ES-1205-43EL2	Alligator Jaw	18' Overhead Tele Exhaust System
ES-1205-43EL3	Alligator Jaw	19' Overhead Tele Exhaust System
ES-1205-43EL4	Alligator Jaw	20' Overhead Tele Exhaust System
ES-1205-43EL5	Alligator Jaw	21' Overhead Tele Exhaust System
ES-1205-43SL	Positive ID™	16' Overhead Tele Exhaust System
ES-1205-43SLEL1	Positive ID™	17' Overhead Tele Exhaust System
ES-1205-43SLEL2	Positive ID™	18' Overhead Tele Exhaust System
ES-1205-43SLEL3	Positive ID™	19' Overhead Tele Exhaust System
ES-1205-43SLEL4	Positive ID™	20' Overhead Tele Exhaust System
ES-1205-43SLEL5	Positive ID™	21' Overhead Tele Exhaust System
ES-1205-43OS	One-Step	16' Overhead Tele Exhaust System
ES-1205-43OSEL1	One-Step	17' Overhead Tele Exhaust System
ES-1205-43OSEL2	One-Step	18' Overhead Tele Exhaust System
ES-1205-43OSEL3	One-Step	19' Overhead Tele Exhaust System
ES-1205-43OSEL4	One-Step	20' Overhead Tele Exhaust System
ES-1205-43OSEL5	One-Step	21' Overhead Tele Exhaust System

Baltimore - Chicago - Los Angeles

www.sviinternational.com

Put SVI Exhaust Removal Products to work for you today. If you have any ideas for new exhaust removal products please let us know. We are always open to input, suggestions and special requirements. SVI is your answer.

SVI International, Inc.

**101 W. Illinois Avenue
Aurora, IL 60506**



**Ph. 800-321-8173
630-844-5566**

**Fax 800-899-1784
630-844-5665**