





What better step saving tool is there? Why not reward service technicians with a product that will make their jobs easier and more efficient? Increase shop productivity today.

power  station™



Simply install the "power station"™ on your surface mount lift or nearby wall, bring in your air and electric service and watch the results. You will see improved performance and a more organized shop. Gone will be the trip hazards associated with cords and hoses stretched for great distances across your floor.

Features:

Your choice of four attractive powder coat finishes. Choose your own personalized combination. If your lift is blue, use blue or consider yellow or red for that stand out look.

Easy to install. Adapts to most surface mount lifts or any nearby wall. 20 amp (20-5R) outlets with GFCI protection are standard.

Electrical outlets are positioned above the filter to prevent moisture problems. (common with others)

Air System provides both filtered non-lubricated and lubricated air. One for tire inflation and blow guns, the other for your pneumatic tools.

Benefits:

Air lines and electrical cords are within easy reach.

Your surface mount lifts become more service tech friendly.

Enhances your overall shop appearance and performance.

SVI International, Inc.
lift repair parts
Baltimore • Chicago • Los Angeles